

PROCEDURE FOR AADHAR UPDATION FOR MANF

The process flow for Aadhar Updation in Canara Bank Scholarship Portal - SFMP is given below.

1. AADHAR SEEDING & AUTHENTICATION - BY SCHOLAR THROUGH SCHOLAR CORNER

(a) Scholar can seed Aadhar using option AADHAR UPDATION

Canara Bank (A Government of India Undertaking) University Grants Commission quality higher education for all

Home | My Profile | Payment Schedule | Online Confirmation Marking | Submit Guide Details | Aadhaar Updation | Change Password | Help

Aadhaar Updation Page

Candidate Name: K. K. K.	Mobile Number: XXXXXXXXXX	Email: XXXXXXXXXX
Account: XXXXXXXXXX	University Name: Sri Krishnadevaraya University	Stream: SCIENCES
Enter Aadhaar Number: XXXXXXXXXX		

I submit my Aadhaar number and voluntarily give my consent to/ मैं अपना आधार नंबर प्रस्तुत करता हूँ / करती हूँ और स्वेच्छा से अपनी सहमति देता हूँ / देती हूँ:
1. Use my Aadhaar Details, Biometric and or/One time Pin(OTP) data for Aadhaar based authentication for the purposes

I submit my Aadhaar number and voluntarily give my consent to/ मैं अपना आधार नंबर प्रस्तुत करता हूँ / करती हूँ और स्वेच्छा से अपनी सहमति देता हूँ / देती हूँ:
1. Use my Aadhaar Details, Biometric and or/One time Pin(OTP) data for Aadhaar based authentication for the purposes of availing of the cash deposit/cash withdrawal/money transfer/identification proof services, etc from CANARA BANK.
2. I understand that the Biometrics and/or OTP I provide for authentication shall be used only for authenticating my identity through the Aadhaar Authentication system.
3. Link my Aadhaar number to all my existing/new/future accounts and customer profile (CIF) with your Bank.
4. I wish to seed my accounts from your Bank with NPCI Mapper to enable me to receive Direct Benefit transfer (DBT) including LPG Subsidy from Govt. of India (GOI) in my above account. I understand that if more than one Benefit transfer is due to me, I will receive all the benefit transfers in the same account.
5. I note that my account with other Bank seeded with NPCI mapper for receiving DBT from GOI, will not be changed to/by CANARA BANK.
6. I have been explained about the nature of information that may be shared upon authentication. I have been given to understand that my information submitted to the Bank herewith shall not be used for any purpose other than mentioned above, or as per requirements of law.
7. I hereby declare that all the above information voluntarily furnished by me is true, correct and complete.

Save

(b) After Submission by Scholar, request will be forwarded to UIDAI for Authentication through an OTP.

Once Aadhaar is seeded and authenticated but not Approved then the Status will be reflected as under

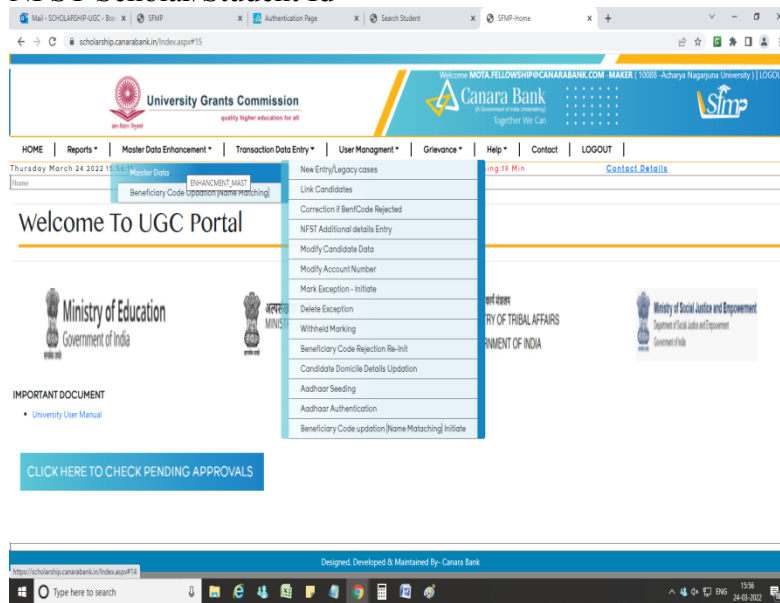
Aadhaar Updation Status: **Seeded and Authenticated but not Approved.**

Request will be forwarded to Nodal officer (checker) at University/institute to Approve the same.

2.AADHAR SEEDING AND AUTHENTICATION -BY NODAL OFFICER THROUGH SFMP

2.1 (a)Nodal officer (maker) can update Aadhar for any scholar using the following option :

Master Data Enhancement>> Master Data >> Aadhar Seeding >> Select Scheme & enter NFST Scholar/Student Id



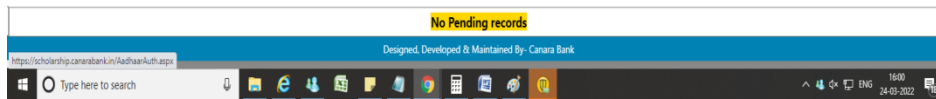
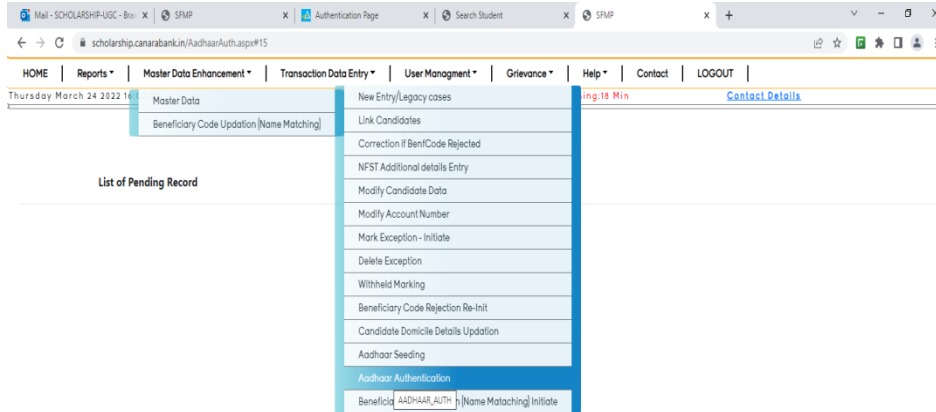
Enter Aadhaar number & the same is authenticated through UIDAI, Which is provided by Scholar

The screenshot shows the Aadhaar Seeding form. At the top, there is a dropdown menu for 'Select Scheme' with 'NFST' selected. To the right, there is a text box for 'Enter Student Id' containing '202021-NFST-AND-03329' and a 'Submit' button. Below this, there is a table with the following information:

Candidate Name: [REDACTED]	Mobile Number: [REDACTED]	Email: [REDACTED]
Account: [REDACTED]	University Name: Acharya Nagarjuna University	Stream: SCIENCES
Enter Aadhaar Number: [REDACTED]		Save

Below the table, there is a checkbox and a consent statement in Hindi and English. The English text reads: 'I submit my Aadhaar number and voluntarily give my consent to use my Aadhaar Details, Biometric and/or One time Pin(OTP) data for Aadhaar based authentication for the availing of the cash deposit/cash withdrawal/money transfer/identification proof services, etc from CANARA. I understand that the Biometric and/or OTP I provide for authentication shall be used only for authenticating Identity through the Aadhaar Authentication system. 3. Link my Aadhaar number to all my existing/new/future accounts and customer profile (CIF) with your Bank. 4. I wish to seed my accounts from your Bank with NPCI Mapper to enable me to receive Direct Benefit transfer (Including LPG Subsidy from Govt. of India (GOSI) in my above account. I understand that if more than one Beneficiary transfer is due to me, I will receive all the Beneficiary transfers in the same account. 5. I note that my account with other Bank seeded with NPCI Mapper for receiving DBT from GOSI, will not be changed.'

Using option Master Data Enhancement>> Master Data >> Aadhar Authentication



Once Aadhaar is seeded and Authenticated by Nodal officer (Maker) status will be as under

Status at User portal is updated as

“Aadhaar seeded and Authenticated but not Approved. Kindly use Aadhaar approval option from checker login”



2.2. AADHAR APPROVAL TO BE DONE BY NODAL OFFICER(CHECKER)

Once Aadhar is Authenticated by Nodal officer(maker) through User portal, the same will be approved by Nodal officer(checker) using option

Master Data Enhancement>> Master Data >> Aadhar Approval >> Select respective scholar & approve the same

The screenshot shows the 'Aadhaar Approval Page' with a navigation bar at the top containing links like HOME, Reports, Master Data Enhancement, Transaction Data Entry, User Management, Grievance, Help, Contact, and LOGOUT. Below the navigation bar, the page title is 'Aadhaar Approval Page'. Underneath, there is a section titled 'List of Pending Record' which contains a table with the following data:

ID	NAME	SCHEME	UNIV CODE	SEEDED BY	SEEDED ON	AUTH BY	AUTH ON	STATUS	
202021-NFST-MAN-	[REDACTED]	RGNF-ST	10053	[REDACTED]	19-FEB-2022	[REDACTED]	19-FEB-2022	AADHAAR AUTHENTICATED BUT NOT APPROVED	APPROVE
201617-NFST-2015-17-ST-ASS-	[REDACTED]	RGNF-ST	10053	[REDACTED]	04-MAR-2022	[REDACTED]	04-MAR-2022	AADHAAR AUTHENTICATED BUT NOT APPROVED	APPROVE
201718-NFST-MIZ-	[REDACTED]	RGNF-ST	10053	[REDACTED]	06-MAR-2022	[REDACTED]	06-MAR-2022	AADHAAR AUTHENTICATED BUT NOT APPROVED	APPROVE
201718-NFST-B&L-	[REDACTED]	RGNF-ST	10053	[REDACTED]	05-MAR-2022	[REDACTED]	05-MAR-2022	AADHAAR AUTHENTICATED BUT NOT APPROVED	APPROVE

At the bottom of the page, there is a footer that reads 'Designed, Developed & Maintained By: Casara Bank'.

Once Aadhar seeded is approved ,status at Scholar’s corner will update as:

“Aadhaar already seeded, authenticated and approved. No pending activity related to Aadhaar for subject candidate”